


Interpreting Scaled Pictograms

Learning Objective: I can interpret scaled pictograms

Favourite Fruit



Answer the following questions.

What is the favourite fruit? _____

How many children chose apples as their favourite fruit? _____


How many more children chose bananas than grapes, as their favourite fruit? _____


How many children chose apples or pears as their favourite fruit? _____


Write your own questions for a friend.


Interpreting Scaled Pictograms


Learning Objective: I can interpret scaled pictograms

 = 2 children

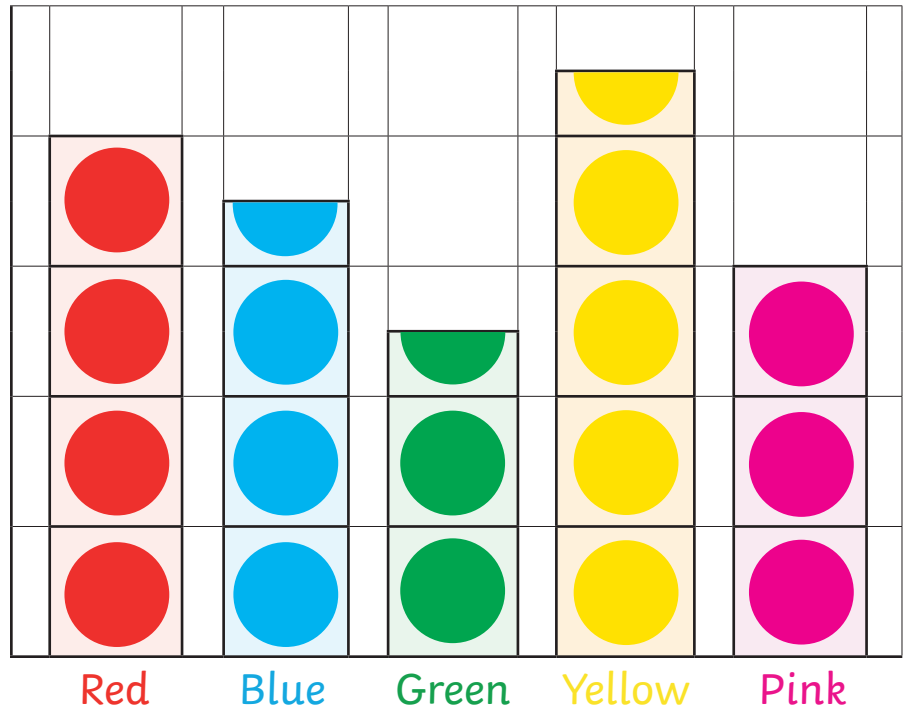
 = 2 children

 = 2 children

 = 2 children

 = 2 children

Favourite Colour



Answer the following questions.

What is the least favourite colour? _____

How many children chose yellow as their favourite colour? _____

How many fewer children chose green than blue as their favourite colour? _____


How many children chose pink and red as their favourite colour? _____

Write your own questions for a friend.


Interpreting Scaled Pictograms

Learning Objective: I can interpret scaled pictograms


Class Pets




= 2 children



= 2 children



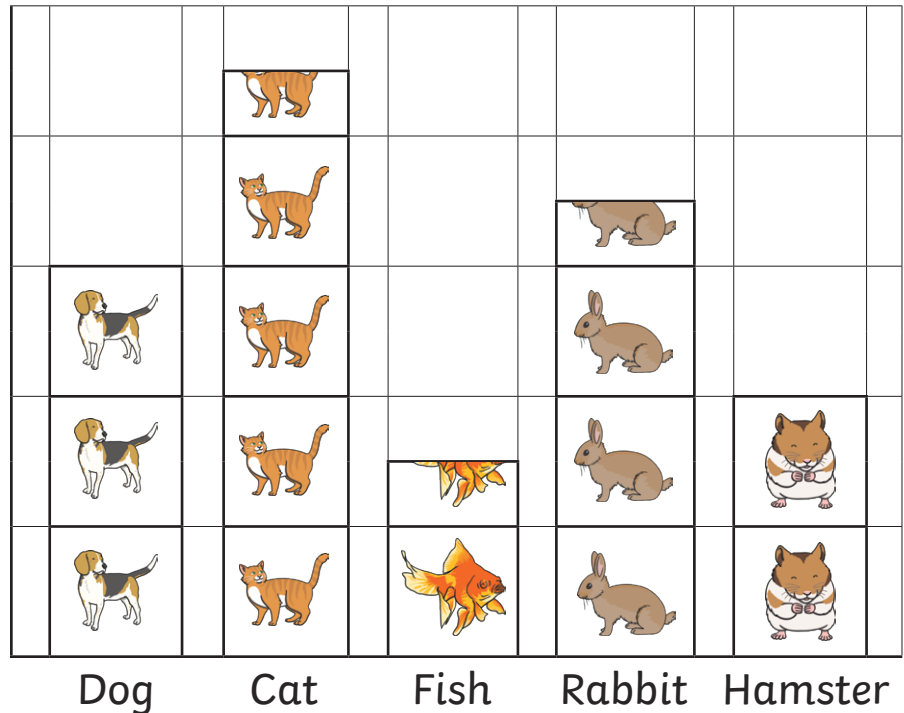
= 2 children



= 2 children



= 2 children



Answer the following questions.

Which is the most common pet? _____

How many pets are there in class? _____

How many more rabbits than hamsters are there? _____

How many fewer dogs than cats are there? _____

Write your own questions for a friend.

Interpreting Scaled Pictograms Answers

Favourite Fruit

What is the favourite fruit? **banana**

How many children chose apples as their favourite fruit? **8**

How many more children chose bananas than grapes, as their favourite fruit? **8**

How many children chose apples or pears as their favourite fruit? **14**

Favourite Colour

What is the least favourite colour? **green**

How many children chose yellow as their favourite colour? **9**

How many fewer children chose green than blue as their favourite colour? **2**

How many children chose pink and red as their favourite colour? **14**

Class Pets

Which is the most common pet? **cat**

How many pets are there in the class? **29**

How many more rabbits than hamsters are there? **3**

How many fewer dogs than cats are there? **3**